

SEMESTER TEST 2

Grade 2– Letters Uu to Zz





Full name:	Listening	Reading & Writing
School:	/10	/10
Class:		

Listening

**Part 1: Listen and tick (✓) the sounds you hear.
There is one example. (5 points)**




Example

	<input checked="" type="checkbox"/>		<input type="checkbox"/>		<input type="checkbox"/>		<input type="checkbox"/>
--	-------------------------------------	--	--------------------------	---	--------------------------	--	--------------------------

1.		<input type="checkbox"/>		<input type="checkbox"/>		<input type="checkbox"/>		<input type="checkbox"/>
----	---	--------------------------	---	--------------------------	--	--------------------------	---	--------------------------

2.		<input type="checkbox"/>		<input type="checkbox"/>		<input type="checkbox"/>		<input type="checkbox"/>
----	---	--------------------------	---	--------------------------	--	--------------------------	---	--------------------------




3.		<input type="checkbox"/>		<input type="checkbox"/>		<input type="checkbox"/>		<input type="checkbox"/>
----	---	--------------------------	---	--------------------------	--	--------------------------	---	--------------------------

4.		<input type="checkbox"/>		<input type="checkbox"/>		<input type="checkbox"/>		<input type="checkbox"/>
----	---	--------------------------	---	--------------------------	--	--------------------------	---	--------------------------

5.		<input type="checkbox"/>		<input type="checkbox"/>		<input type="checkbox"/>		<input type="checkbox"/>
----	---	--------------------------	---	--------------------------	--	--------------------------	---	--------------------------




Part 2: Listen and circle A, B or C. There is one example. (5 points)

Example




A **B** **C**

1.




A **B** **C**

2.

A **B** **C**

3.




A **B** **C**

4.

A **B** **C**

5.


  

A **C** **B**

Reading and Writing

Part 1: What is it? Read and circle. There is one example. (2 points)

Example



ox

box

six

1.



yacht

yellow

yogurt

2.



violet

violin





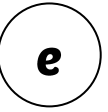
vase






Part 2: Look at the pictures. Cross the odd one out. There is one example. (3 points)






Example

			
1. 			
2. 			
3. 			

**Part 3: What is it? Look at the picture and write the word.
There is one example (2 points)**

Example      z e r o

1.      _ _ _ _

2.      _ _ _ _

**Part 4: Look at the pictures. Write the letter for the beginning sound.
There is one example. (3 points)**

Example				
1.				
2.				
3.				